




Terminals & Splices > PCB Terminals

PCB Terminal Type: **Tab**

PCB Thickness (Recommended): 1.57 mm [.062 in]

Mating Tab Width: 5.21 mm [.205 in]

Mating Tab Thickness: .51 mm [.02 in]

PCB Hole Diameter: 3.18 mm [.125 in]

Features

Configuration Features

Connection Capacity	Single
Stud Hole	No
Terminal Angle	180 °

Body Features

Plating Thickness	2.03 – 3.81 μm[80 – 150 μin]
-------------------	------------------------------

Contact Features

Contact Plating Material	Tin
PCB Terminal Type	Tab
Mating Tab Width	5.21 mm[.205 in]
Mating Tab Thickness	.51 mm[.02 in]
Terminal Plating Material	Tin
Contact Underplating Material	Copper
Terminal Size	5.2
Terminal Orientation	Straight



Termination Features

Termination Method to Printed Circuit Board	Through Hole - Solder
Product Terminates To	Printed Circuit Board

Mechanical Attachment

Wire Insulation Support	Without
-------------------------	---------

Dimensions

Extension Below Board	2.8 mm[.113 in]
Receptacle Terminal Stock Thickness	.5 mm[.019 in]
PCB Thickness (Recommended)	1.57 mm[.062 in]
PCB Hole Diameter	3.18 mm[.125 in]
Profile Height from PCB	9.39 mm[.374 in]

Usage Conditions

Insulation Option	Uninsulated
Operating Temperature Range	-30 – 110 °C[-22 – 230 °F]

Industry Standards

CSA Certified	Yes
UL Rating	Recognized

Packaging Features

Packaging Quantity	1000
Packaging Method	Loose Piece

Product Compliance

[For compliance documentation, visit the product page on TE.com>](#)

EU RoHS Directive 2011/65/EU	Compliant
EU ELV Directive 2000/53/EC	Compliant
China RoHS 2 Directive MIIT Order No 32, 2016	No Restricted Materials Above Threshold
EU REACH Regulation (EC) No. 1907/2006	Current ECHA Candidate List: JUNE 2022 (224) Candidate List Declared Against: JUNE 2022 (224) Does not contain REACH SVHC
Halogen Content	Low Halogen - Br, Cl, F, I < 900 ppm per homogenous material. Also BFR/CFR/PVC Free


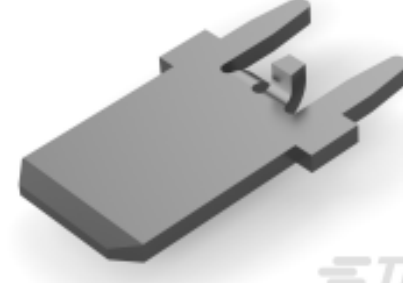


Solder Process Capability

Not applicable for solder process capability

Product Compliance Disclaimer

This information is provided based on reasonable inquiry of our suppliers and represents our current actual knowledge based on the information they provided. This information is subject to change. The part numbers that TE has identified as EU RoHS compliant have a maximum concentration of 0.1% by weight in homogenous materials for lead, hexavalent chromium, mercury, PBB, PBDE, DBP, BBP, DEHP, DIBP, and 0.01% for cadmium, or qualify for an exemption to these limits as defined in the Annexes of Directive 2011/65/EU (RoHS2). Finished electrical and electronic equipment products will be CE marked as required by Directive 2011/65/EU. Components may not be CE marked. Additionally, the part numbers that TE has identified as EU ELV compliant have a maximum concentration of 0.1% by weight in homogenous materials for lead, hexavalent chromium, and mercury, and 0.01% for cadmium, or qualify for an exemption to these limits as defined in the Annexes of Directive 2000/53/EC (ELV). Regarding the REACH Regulation, the information TE provides on SVHC in articles for this part number is based on the latest European Chemicals Agency (ECHA) 'Guidance on requirements for substances in articles' posted at this URL: <https://echa.europa.eu/guidance-documents/guidance-on-reach>

Compatible Parts

 <p>TE Part # 1217169-1 250 FASTON,PCB TAB,TCBR</p>	 <p>TE Part # 61134-3 110 FASTON TAB TPBR</p>	 <p>TE Part # 1217057-1 187 FASTON,PCB TAB,TPBR</p>	 <p>TE Part # 1742188-1 250 FASTON,PCB TAB,TCBR</p>
 <p>TE Part # 1217156-1 187 FASTON,PCB TAB,TNBR</p>	 <p>TE Part # 1742803-1 FASTON 312 PCB TAB TPBR</p>	 <p>TE Part # 62437-1 110 FASTON TAB TPBR</p>	 <p>TE Part # 62747-1 FASTON 187 TAB STAKE TPBR</p>
 <p>TE Part # 1-725996-2 110 FASTON,FLAG,PCB TAB,TPBR</p>	 <p>TE Part # 62705-1 187 FASTON TAB TPBR</p>	 <p>TE Part # 1-1217056-0 250 FASTON,PCB TAB,TPBR</p>	 <p>TE Part # 1-1217121-1 110 FASTON,PCB TAB,TPBR</p>


Also in the Series | **FASTON 205**



Crimp Terminal Housings(3)



PCB Terminals(9)



Quick Disconnects(36)

Documents

Product Drawings

[205 FASTON TAB TPBR](#)

English

CAD Files

[3D PDF](#)

3D

Customer View Model

[ENG_CVM_CVM_60284-2_P_c-60284-2-p.2d_dxf.zip](#)

English

Customer View Model

[ENG_CVM_CVM_60284-2_P_c-60284-2-p.3d_igs.zip](#)

English

Customer View Model

[ENG_CVM_CVM_60284-2_P_c-60284-2-p.3d_stp.zip](#)

English

By downloading the CAD file I accept and agree to the [Terms and Conditions](#) of use.

Datasheets & Catalog Pages

[FASTON PCB Tabs and Receptacles](#)

English

[PRINTED CIRCUIT BOARD TERMINALS AND DISCONNECTS](#)

English

Product Specifications

[Product Specification](#)

English